



MUNICIPAL SERVICES DEPARTMENT
ENGINEERING DIVISION
156 S. BROADWAY, SUITE 150
TURLOCK, CA 95380

PHONE: (209) 668-5520
FAX: (209) 668-5563
TDD: (800) 735-2929
engineering@turlock.ca.us

Date: 9/30/2025

City Project No.: 24-036

Addendum No.: 01

Plan holders:

Revisions to Specifications

The following additions, deletions or modifications shall become part of the Contract Documents:

Strikethrough text (~~text~~) indicates deletions.

Bold Italicized text (**text**) indicates additions.

Project Plans:

Item No. 1

Replace Sheet A200 and A201 from the Marty Yerby plan set with the attached Sheets. Replace Sheet A200, A201, and A800 from the Senior Center plan set with the attached Sheets.

Project Specifications:

Item No. 2

Replace the bidder's form with the revised form attached.

Project Specifications:

Item No. 3

The following language has been added to the approved specifications.

10.13 MARTY YERBY ONLY – PAINTING INTERIOR WALLS AND CEILING:

Contractor shall patch and repair and texture walls and ceilings per the Room Finish schedule as shown on the project Plans.

PAYMENT:

The lump sum unit price for Painting Interior Walls and Ceiling shall include full compensations for furnishing all labor, materials, tools, equipment, and incidentals, and for doing all the work involved in Painting Interior Walls and Ceiling at the Marty Yerby facility, complete in place, as shown on the Plans, and as required by law, as specified in the Standard Specifications and these Special Provisions, and as directed by the Engineer.

10.14 TOILET ACCESSORIES AND RESTROOM SIGNAGE:

*Contractor shall provide and install new toilet accessories per the Plans at the Senior Center and Marty Yerby facility.
Contractor shall provide and install new restroom signage per the Plans at the Senior Center and Marty Yerby facility.*

PAYMENT:

The lump sum unit price for Toilet Accessories and Restroom Signage shall include full compensations for furnishing all labor, materials, tools, equipment, and incidentals, and for doing all the work involved installing Toilet Accessories and Restroom Signage at the Senior Center and Marty Yerby facility, complete in place, as shown on the Plans, and as required by law, as specified in the Standard Specifications and these Special Provisions, and as directed by the Engineer.

Project Specifications:**Item No. 4**

The following language has been removed from the approved specifications.

10.05 FLOOR TILE AND BASE:

~~Contractor shall install floor tile and base as shown on the project Plans at the Senior Center.~~

Contractor shall install tile as shown on the project Plans at the Marty Yerby facility.

~~PAYMENT:~~

~~The lump sum price for floor tile and base installation at the Senior Center shall include full compensations for furnishing all labor, materials, tools, equipment, and incidentals, and for doing all the work involved in tile installation at the Senior Center, complete in place, as shown on the Plans, and as required by law, as specified in the Standard Specifications and these Special Provisions, and as directed by the Engineer.~~

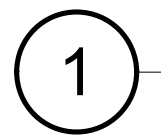
PAYMENT:

The lump sum price for tile installation at the Marty Yerby facility shall include full compensations for furnishing all labor, materials, tools, equipment, and incidentals, and for doing all the work involved in tile installation at the Marty Yerby, complete in place, as shown on the Plans, and as required by law, as specified in the Standard Specifications and these Special Provisions, and as directed by the Engineer.

If you have any questions, please call me at (209) 668-5366 or email at omolina@turlock.ca.us.

Sincerely,
Oscar Molina, E.I.T.
Assistant Engineer





1/4" = 1'-0"



P# 25-0495

**RENOVATIONS AT TURLOCK
SENIOR CENTER**
1191 CAHILL STREET
TURLOCK, CA 95380
CITY PROJECT NO. 24-036

1191 CAHILL STREET
TURLOCK, CA 95380
CITY PROJECT NO. 24-0

PROJECT DETAILS

RED PROJECT NO: 24080
SUBMITTAL DATE: 3/21/2025

PROJECT REVISIONS

[illegible]

SHEET DETAILS

DRAWN BY: WH
CHECKED BY: BL
COPYRIGHT: © RED INC

HEET TITLE

SENIOR CENTER - DEMOLITION FLOOR PLAN

HEET NUMBER


A200


- 1 EXISTING COUNTERTOP AND LAVATORIES TO REMAIN - TYPICAL
- 2 EXISTING TOILET PARTITIONS TO REMAIN
- 3 EXISTING URINAL SCREEN TO REMAIN
- 4 REMOVE ALL EXISTING TOILETS AND PREP FOR NEW TOILET INSTALLATION
- 5 REMOVE ALL EXISTING URINALS AND PREP FOR NEW URINAL INSTALLATION - SEE PLUMBING DRAWINGS
- 6 REMOVE EXISTING DOOR(S) AND FRAME - PREP OPENING FOR NEW DOOR INSTALLATION
- 7 REMOVE EXISTING DRINKING FOUNTAIN AND PREP FOR NEW DRINKING FOUNTAIN INSTALLATION
- 8 ~~REMOVE EXISTING DISPENSERS AND BOTTLES - FIELD VERIFY~~ REMOVE EXISTING DISPENSERS AND BOTTLES - FIELD VERIFY MOUNTING HOLE OPENINGS ARE 1-3/8" DIAMETER - MODIFY AS NECESSARY FOR NEW SOAP PUMP INSTALLATION
- 9 ~~REMOVE EXISTING PAPER TOWEL DISPENSER AND WASTE RECEPTACLE COMBOS - PREPARE OPENING FOR NEW DISPENSER~~

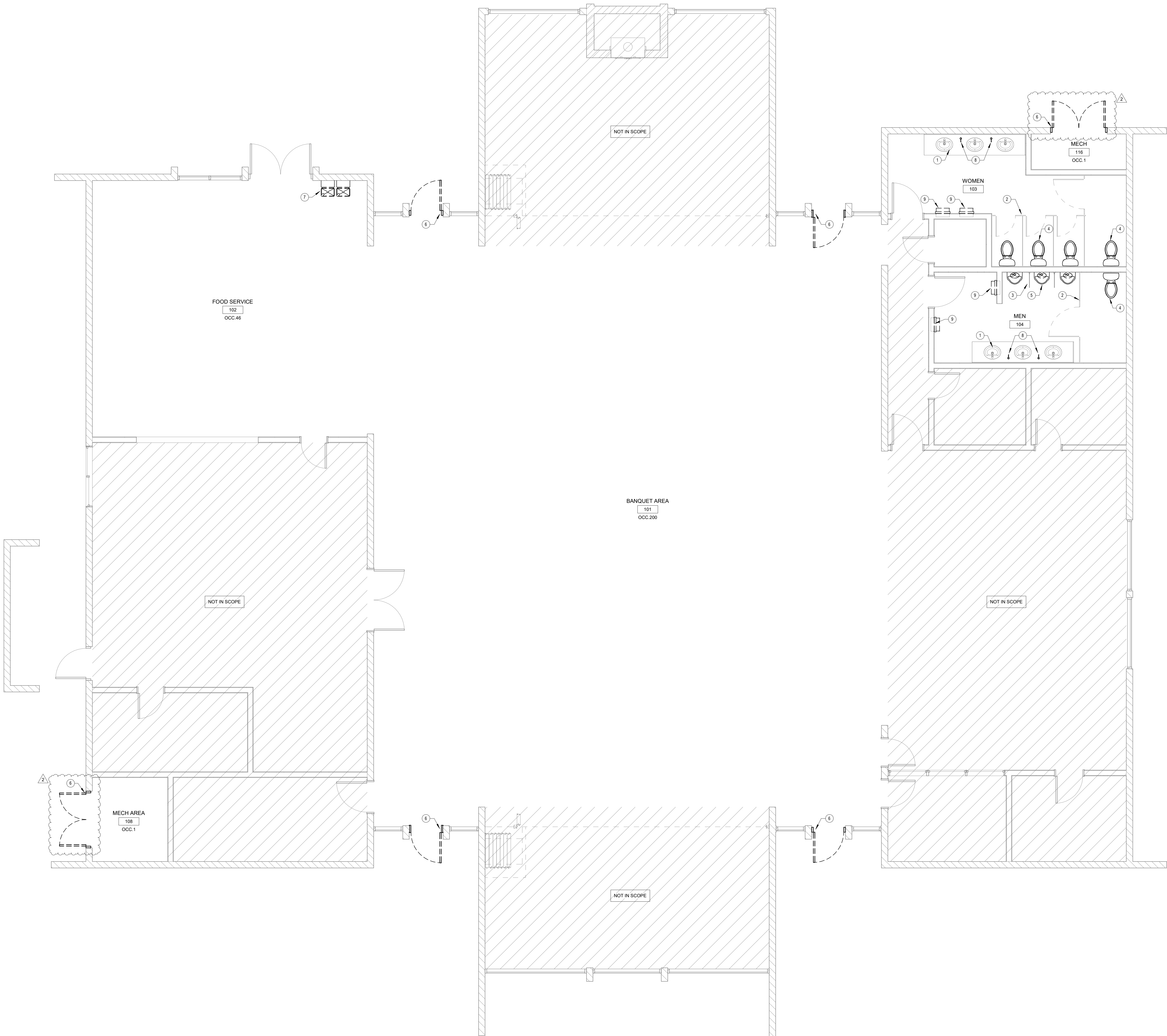
DEMOLITION NOTES

- DEMOLITION PLAN IS INTENDED TO AID CONTRACTOR IN DETERMINING THE EXTENT OF THE NECESSARY WORK. IT IS NOT INTENDED TO BE A CONSTRUCTION DRAWING. CALL OF THE DEMOLITION WORK. CONTRACTOR IS RESPONSIBLE FOR OBTAINING ALL NECESSARY PERMITS AND REGULATE THIS PROJECT. CONTRACTOR TO STUDY THESE CONSTRUCTION REQUIREMENTS, PERFORM A THOROUGH FIELD INVESTIGATION PRIOR TO BEGINNING THE PROJECT. CONTRACTOR TO BE RESPONSIBLE FOR ANY AND ALL REQUIRED ENGINEERING SHORING FOR THE PROJECT.
- B. A HAZARDOUS MATERIALS SURVEY HAS BEEN CONDUCTED ON BOTH PROPERTIES AND HAS BEEN INCLUDED IN THE DEMOLITION PLAN. CONTRACTOR SHALL REVIEW THE RESULTS IDENTIFIED OR SUSPECT HAZARDOUS MATERIALS SHALL BE REMOVED PRIOR TO DEMOLITION. CONTRACTOR SHALL OBTAIN ALL NECESSARY PERMITS AND REGULATE THIS PROJECT. CONTRACTOR TO STUDY THESE CONSTRUCTION REQUIREMENTS, PERFORM A THOROUGH FIELD INVESTIGATION PRIOR TO BEGINNING THE PROJECT. CONTRACTOR TO BE RESPONSIBLE FOR ANY AND ALL REQUIRED ENGINEERING SHORING FOR THE PROJECT.
- C. PRIOR TO ANY DEMOLITION WORK, CONTRACTOR SHALL CONSULT WITH OWNER REGARDING EXISTING ITEMS OWNER MAY INTEND TO REMOVE AND KEEP SUCH AS FURNITURE, LIGHTS, AND WATER. CONTRACTOR SHALL BE RESPONSIBLE FOR DISCARDING ALL MATERIALS TO THE APPROPRIATE DISPOSAL FACILITY. SEE STANDARD SECTION 7.0 DISPOSAL OF MATERIALS. CONTRACTOR SHALL BE RESPONSIBLE FOR THE REMOVAL OF FIRE EXTINGUISHER LOCATIONS AND TYPES SHALL BE PROVIDED FOR BUILDINGS UNDER CONSTRUCTION FOR THE TYPES OF HAZARDS PRESENT DURING THE PROJECT. CONTRACTOR TO REMOVE ALL FIRE EXTINGUISHERS.
- E. CONTRACTOR TO VERIFY ALL WALLS TO BE REMOVED FOR BEARING LOADS BEFORE DEMOLITION.
- F. CONTRACTOR SHALL BE RESPONSIBLE FOR ALL DEMOLITION OF EXISTING WALLS AND CEILING.
- G. SEE STRUCTURAL, MECHANICAL, PLUMBING AND ELECTRICAL DRAWINGS FOR ADDITIONAL DEMOLITION THAT MAY BE REQUIRED.
- H. CONTRACTOR TO STRIP, PATCH, REPAIR AND REPAIR AS NECESSARY ALL EXISTING WALLS, CEILING AND CEILING RECEIVING NEW OR TOUCH UP FINISHES.
- I. CONTRACTOR SHALL BE RESPONSIBLE FOR REMOVAL OF EXISTING WALLS, CEILING AND CEILING RECEIVING NEW OR TOUCH UP FINISHES. CONTRACTOR SHALL BE RESPONSIBLE FOR REMOVAL OF EXISTING WALLS, CEILING AND CEILING RECEIVING NEW OR TOUCH UP FINISHES. CONTRACTOR SHALL BE RESPONSIBLE FOR REMOVAL OF EXISTING WALLS, CEILING AND CEILING RECEIVING NEW OR TOUCH UP FINISHES.
- J. ALL EXISTING RATED ASSEMBLIES ARE TO REMAIN INTACT. REPAIR AFTER DEMOLITION WORK AS NECESSARY.
- K. ALL EXISTING STRUCTURAL STEEL COLUMNS TO REMAIN.
- L. LOCATION OF EXISTING WATER AND WASTE LOCATIONS ARE BASED UPON INFORMATION SUPPLIED BY OWNER. FIELD VERIFY ALL EXISTING PIPE SIZES AND LOCATIONS. ADJUST FIELD CONDITIONS.
- M. CONTRACTOR TO MAINTAIN DUST FREE ENVIRONMENT THROUGHOUT THE PROJECT. CONTRACTOR SHALL MAINTAIN CORRIDOR WALLS THROUGHOUT THE COURSE OF DEMOLITION. CONTRACTOR SHALL MAINTAIN CORRIDOR WALLS THROUGHOUT THE COURSE OF DEMOLITION. CONTRACTOR SHALL MAINTAIN CORRIDOR WALLS THROUGHOUT THE COURSE OF DEMOLITION.

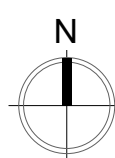
SYMBOL LEGEND

 KEYNOTE TAG

 INDICATES ITEM TO BE REMOVED



1 SENIOR CENTER - DEMOLITION FLOOR PLAN
1/4" = 1'-0"





TOILET ACCESSORIES

NOTE:

- OFOI - ALL ACCESSORIES WILL BE OWNER FURNISHED AND OWNER INSTALLED.
- SEE SHEET AD01 FOR LOCATIONS AND CLEARANCE REQUIREMENTS FOR RESTROOM FIXTURES AND ACCESSORIES.
- ALL AUTOMATIC DISPENSERS SHALL BE BATTERY OPERATED.


NOTE: SEE SHEET AD01 FOR LOCATIONS AND CLEARANCE REQUIREMENTS FOR RESTROOM FIXTURES AND ACCESSORIES

GENERAL NOTES

- A. ALL DIMENSIONS ARE TO FACE OF STUD (F5) AT (X5) NEW WALLS OR FACE OF FINISH (F6) AT EXISTING WALLS - **LESSER DIMENSION SHALL GOVERN.**
- B. ALL CONTROLS IN PUBLIC SPACE MUST BE MOUNTED BETWEEN 15" & 48" AND MUST HAVE A 3/4"X6" MINIMUM CLEAR FLOOR SPACE FOR FORWARD OR PARELL ACCESS. THE CENTER OF THE CONTROL SHALL BE AT LEAST 18" FROM THE WALL. THE DISTANCE BETWEEN CONTROLS SHALL BE BETWEEN 10" AND 24" OR MAY BE NO HIGHER THAN 48" FROM THE WALL. THE DISTANCE BETWEEN CONTROLS WHERE OBSTRUCTION ARE BETWEEN 20" AND 24" WITH THE CENTER OF THE CONTROL BEING AT LEAST 18" FROM THE WALL. TIGHT GRASPING, PINCHING OR TWISTING OF THE WRIST: SEE SIGNS **A002-A003**.
- C. ALL SIGNS IDENTIFYING PERMITTING ROOMS OR SPACES SHALL BE MOUNTED AT LEAST 48" FROM THE WALL. ALL SIGNS SHALL BE BRILLE AND TO BE MOUNTED ON LATCH SIDE OF DOOR WITH THE LOWERS TACTILE CHARACTERS NO MORE THAN 1/8" FROM THE WALL AND THE HIGHER TACTILE CHARACTERS NO HIGHER THAN 60" A.F.F.
- D. DIRECTIONAL SIGNAGE - DISPLAY IN ALL HALLWAYS AND STAIRWAYS. DIRECTIONAL SIGNAGE SHALL BE DIRECTIONAL SIGNAGE TO ALL APPROPRIATE AREAS - SEE SPECIFICATIONS FOR SIGNAGE REQUIREMENTS.
- E. ALL EQUIPMENT - FURNITURE AND MILLWORK INTENDED FOR PUBLIC USE SHALL BE MOUNTED TO THE WALLS AND REACH GRASPS AS DEFINED BY THE GOVERNING ACCESSIBILITY CODE OR LOCAL CODE - WHICHEVER IS STRICTER.
- F. ALL DATA AND POWER RECEPTACLES IN PUBLIC SPACES INTENDED FOR PUBLIC ACCESS/MUST BE INSTALLED WITH REACHABLE REACH REGRASPS - REFER TO GENERAL NOTE B.
- G. SEE ADDITIONAL DETAILS SHEETS **A001 - A003** FOR ACCESSIBILITY REQUIREMENTS FOR PUBLIC SPACES AND EQUIPMENT.
- H. PROVIDE ACCESSIBLE FLOOR TRANSITIONS AT ALL LOCATIONS WHERE THERE IS A CHANGE IN FLOORING MATERIAL OR AT DOOR THRESHOLDS. THE CHANGE OF FLOORING SHALL BE NO MORE THAN 1/4" OR UP TO 1/2" IF SLOPED AT 1:2 - SEE DETAIL 12A020.
- I. FIRE EXTINGUISHERS, SMOKE DETECTORS AND OTHER EMERGENCY DEVICES TO BE LOCATED PER LOCAL CODE. FIRE EXTINGUISHERS ARE TO BE MOUNTED NO MORE THAN 48" A.F.F.
- J. CONTRACTOR TO VERIFY ALL OUTLET LOCATIONS PRIOR TO ELECTRICAL BID AND AGAIN PRIOR TO ELECTRICAL RPOUND.
- K. GENERAL CONTRACTOR TO COORDINATE AND PROVIDE ALL NECESSARY CONNECTIONS AND REQUIRED PERMITS TO THE CITY AND COUNTY OF DENVER AND OPERATE ANY AND ALL EQUIPMENT SHOWN.

WALL LEGEND

 EXISTING MASONRY WALL

 EXISTING INTERIOR PARTITION

[illegible]

BIDDER'S FORM - SENIOR CENTER - ADDENDUM 01

PROJECT TITLE: Renovations at Senior Center and Marty Yerby Recreational Facility

PROJECT NUMBER: 24-036

OPENING DATE: October 14, 2025

OPENING TIME: 1:00 PM

Item No.	Item Description	Unit of Measure	Estimated Quantity	Unit Price	Total
1	Mobilization and Demobilization	LS	1		
2	Remove Existing Improvements	LS	1		
3	Hollow Metal Doors, Frames, and Hardware	EA	6		
4	Access and Actuators	EA	2		
5	Openers	EA	2		
6	Allowance - Wall Paint	ALLOW	1	\$3,500.00	
7	Occupant Load Sign	LS	1		
8	Paint Doors	EA	6		
9	Mechanical - Plumbing Connections	EA	14		
10	Mechanical - Drinking Fountain	LS	1		
11	Electrical - J Box	EA	2		
12	Electrical - Electrical Metallic Tubing	LS	1		
13	Any Work Not Included in the Bid Items Above	LS	1		
Subtotal					

Bidder has examined and carefully studied the Bidding documents and other related data identified in the Bidding Documents and the following Addenda, receipt of which is hereby acknowledged

ADDENDA

No. _____	Date _____	Signed _____
No. _____	Date _____	Signed _____
No. _____	Date _____	Signed _____
No. _____	Date _____	Signed _____
No. _____	Date _____	Signed _____

TOTAL BID WRITTEN IN FIGURES: \$ __, __ __ __, __ __ __ . __ __

TOTAL BID WRITTEN IN WORDS: _____

CONTRACTOR: _____

BIDDER'S FORM - MARTY YERBY - ADDENDUM 01

PROJECT TITLE: Renovations at Senior Center and Marty Yerby Recreational Facility

PROJECT NUMBER: 24-036

OPENING DATE: October 14, 2025

OPENING TIME: 1:00 PM

Item No.	Item Description	Unit of Measure	Estimated Quantity	Unit Price	Total
1	Mobilization and Demobilization	LS	1		
2	Remove Existing Improvements	LS	1		
3	Access and Actuators	EA	1		
4	Openers	EA	1		
5	Wall Modification	LS	1		
6	Occupant Load Sign	LS	1		
7	Painting Interior Walls and Ceiling	LS	1		
8	Tile Installation	LS	1		
9	Paint Doors	EA	3		
10	Toilet Accessories and Restroom Signage	LS	1		
11	Mechanical - Plumbing Connections	EA	4		
12	Electrical - Electrical Metallic Tubing	LS	1		
13	Electrical - J Box	EA	1		
14	Exhaust Fans	EA	2		
15	Any Work Not Included in the Bid Items Above	LS	1		
Subtotal					

Bidder has examined and carefully studied the Bidding documents and other related data identified in the Bidding Documents and the following Addenda, receipt of which is hereby acknowledged

ADDENDA

No. _____	Date _____	Signed _____
No. _____	Date _____	Signed _____
No. _____	Date _____	Signed _____
No. _____	Date _____	Signed _____
No. _____	Date _____	Signed _____

TOTAL BID WRITTEN IN FIGURES: \$ __, __ __ __, __ __ __ . __ __

TOTAL BID WRITTEN IN WORDS: _____

CONTRACTOR: _____